



# Asamblea 2020

Balance 2019

Club Integral de Muntanya

VALÈNCIA

CIM

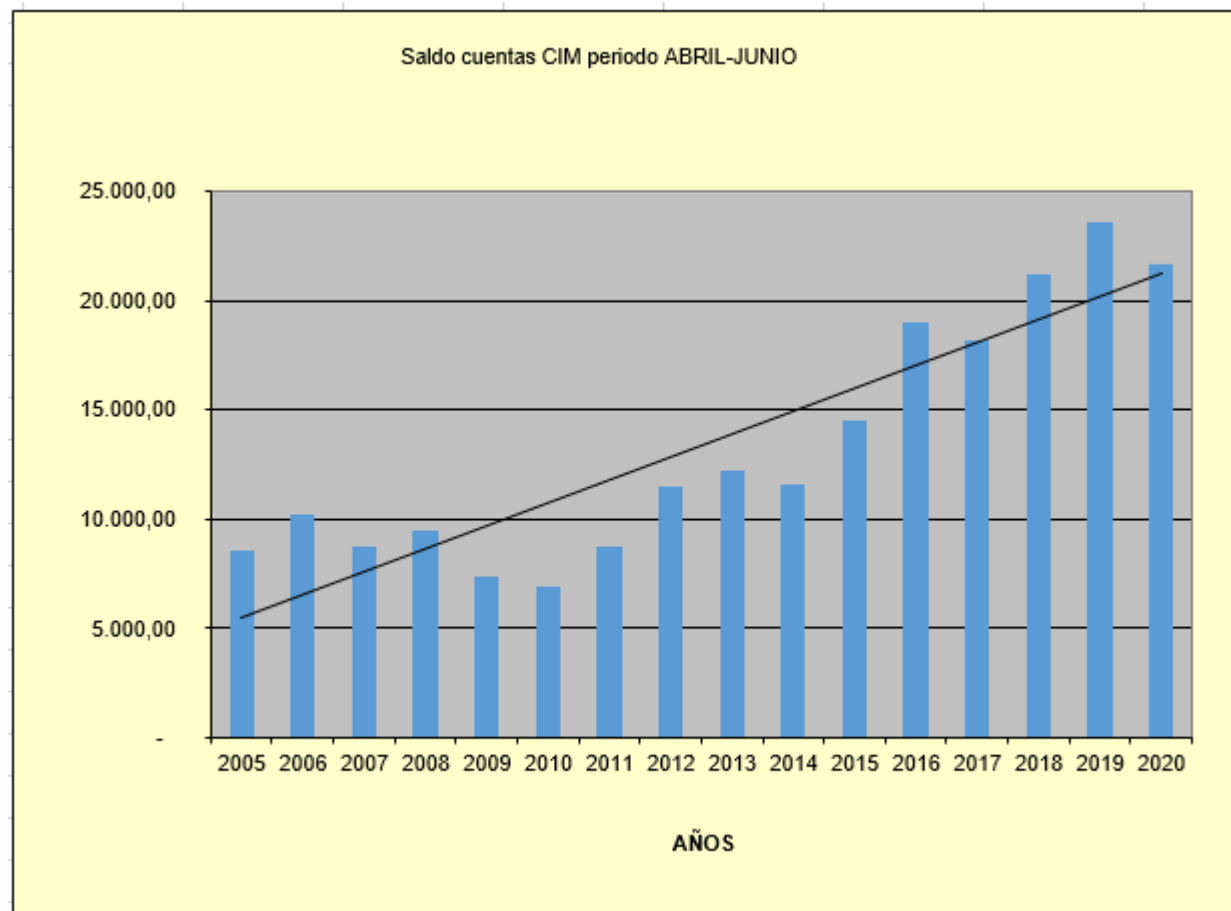




# EVOLUCIÓN SALDO CUENTAS ABRIL-MAYO

**BALANCE**  
**2019**

| EVOLUCIÓN SALDO CUENTA ABRIL-MAYO |      |           |
|-----------------------------------|------|-----------|
| FECHA                             | AÑOS | SALDO     |
| 01/04/2005                        | 2005 | 8.586,18  |
| 10/05/2006                        | 2006 | 10.252,73 |
| 17/04/2006                        | 2007 | 8.765,36  |
| 05/05/2008                        | 2008 | 9.504,46  |
| 17/05/2009                        | 2009 | 7.397,82  |
| 12/05/2010                        | 2010 | 6.900,03  |
| 10/05/2011                        | 2011 | 8.782,91  |
| 10/06/2012                        | 2012 | 11.502,02 |
| 07/05/2013                        | 2013 | 12.213,23 |
| 19/05/2014                        | 2014 | 11.621,94 |
| 02/05/2015                        | 2015 | 14.531,94 |
| 30/05/2016                        | 2016 | 18.992,65 |
| 30/05/2017                        | 2017 | 18.174,19 |
| 01/05/2018                        | 2018 | 21.179,26 |
| 15/05/2019                        | 2019 | 23.548,13 |
| 27/05/2020                        | 2020 | 21.695,42 |





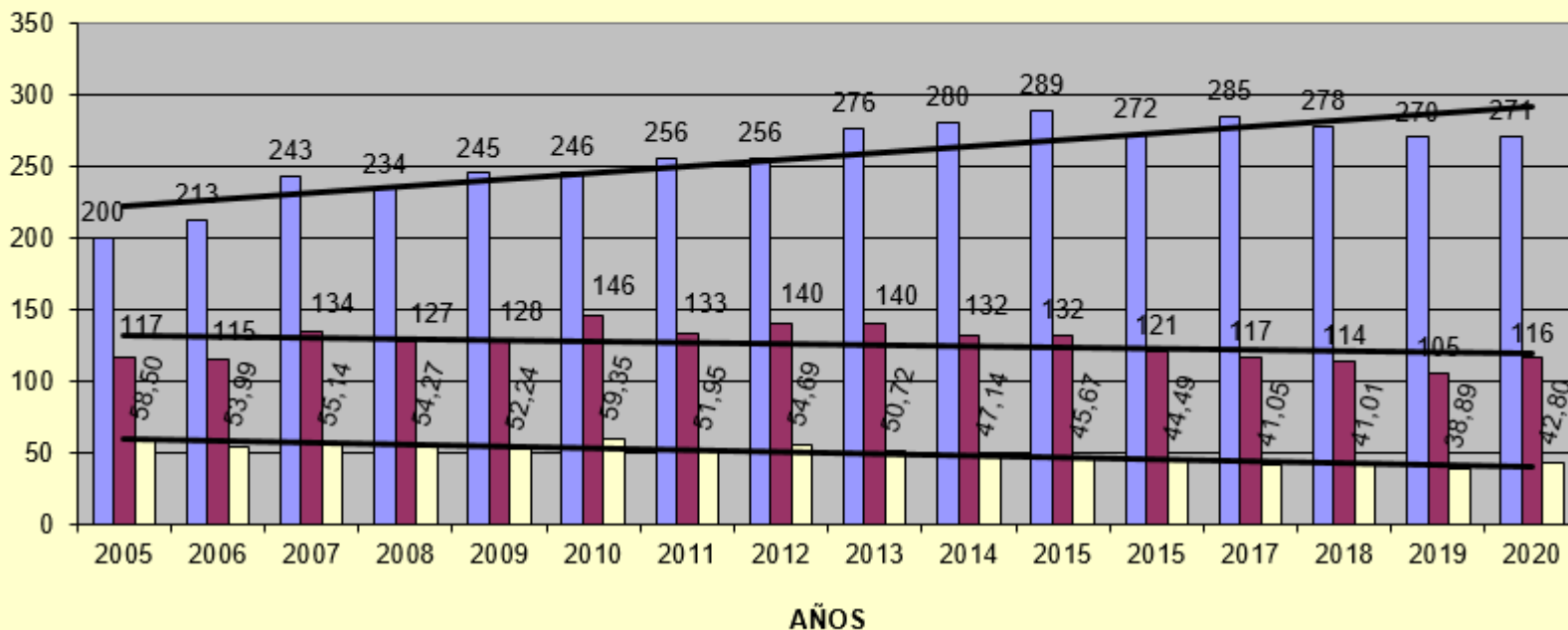
# EVOLUCIÓN SOCIOS Y FEDERADOS

**BALANCE**  
**2019**

| EVOLUCIÓN SOCIOS Y FEDERADOS |        |           |              |
|------------------------------|--------|-----------|--------------|
| AÑO                          | SOCIOS | FEDERADOS | % Fed/Socios |
| 2005                         | 200    | 117       | 58,50        |
| 2006                         | 213    | 115       | 53,99        |
| 2007                         | 243    | 134       | 55,14        |
| 2008                         | 234    | 127       | 54,27        |
| 2009                         | 245    | 128       | 52,24        |
| 2010                         | 246    | 146       | 59,35        |
| 2011                         | 256    | 133       | 51,95        |
| 2012                         | 256    | 140       | 54,69        |
| 2013                         | 276    | 140       | 50,72        |
| 2014                         | 280    | 132       | 47,14        |
| 2015                         | 289    | 132       | 45,67        |
| 2015                         | 272    | 121       | 44,49        |
| 2017                         | 285    | 117       | 41,05        |
| 2018                         | 278    | 114       | 41,01        |
| 2019                         | 270    | 105       | 38,89        |
| 2020                         | 271    | 116       | 42,80        |



**Evolución Socios -Federados**





# SOCIOS Y TARJETAS FEDERATIVAS AÑO 2019

|                          | SOCIOS     |     |          |      | TARJETAS   |    |    |    |          |    |    |    |          |    |    |    |          |  |  |  |
|--------------------------|------------|-----|----------|------|------------|----|----|----|----------|----|----|----|----------|----|----|----|----------|--|--|--|
| <b>TOTAL 2019</b>        | <b>270</b> |     |          |      | <b>105</b> |    |    |    |          |    |    |    |          |    |    |    |          |  |  |  |
|                          |            |     |          |      | <b>102</b> |    |    |    | <b>3</b> |    |    |    | <b>0</b> |    |    |    |          |  |  |  |
| <b>AÑO 2019 COBRADAS</b> | <b>270</b> |     |          |      | 31         | 33 | 37 | 1  | 2        | 1  | 0  | 0  | 0        | 0  | 0  | 0  |          |  |  |  |
|                          | <b>264</b> |     | <b>6</b> |      | <b>0</b>   |    |    |    | ADULTOS  |    |    |    | JUVENIL  |    |    |    | INFANTIL |  |  |  |
|                          | ADU.       | JUV | INF.     | TARJ | A          | B1 | B2 | B3 | A        | B1 | B2 | B3 | A        | B1 | B2 | B3 |          |  |  |  |

| A  | B1 | B2 | B3 |     |
|----|----|----|----|-----|
| 33 | 34 | 37 | 1  | 105 |

19 devoluciones de cuota de socio  
 1 de la devoluciones que por error se había devuelto se vuelve a pagar  
 2 nuevos ingresos de socios

## AÑO 2020 – Hasta mayo

|                          | SOCIOS     |     |          |      | TARJETAS   |    |    |    |          |   |   |   |          |   |   |   |          |  |  |  |
|--------------------------|------------|-----|----------|------|------------|----|----|----|----------|---|---|---|----------|---|---|---|----------|--|--|--|
| <b>TOTAL 2020</b>        | <b>271</b> |     |          |      | <b>116</b> |    |    |    |          |   |   |   |          |   |   |   |          |  |  |  |
|                          |            |     |          |      | <b>110</b> |    |    |    | <b>4</b> |   |   |   | <b>2</b> |   |   |   |          |  |  |  |
| <b>AÑO 2020 COBRADAS</b> | <b>271</b> |     |          |      | 2          | 32 | 45 | 31 | 0        | 1 | 3 | 0 | 0        | 0 | 0 | 2 |          |  |  |  |
|                          | <b>260</b> |     | <b>9</b> |      | <b>2</b>   |    |    |    | ADULTOS  |   |   |   | JUVENIL  |   |   |   | INFANTIL |  |  |  |
|                          | ADU.       | JUV | INF.     | TARJ | AU         | A  | B  | C  | AU       | A | B | C | AU       | A | B | C |          |  |  |  |

| A | B1 | B2 | B3 |     |
|---|----|----|----|-----|
| 2 | 33 | 48 | 33 | 116 |

17 devoluciones de cuota de socio  
 2 nuevos ingresos de socios

## Balance cuentas CIMxNEPAL a fecha mayo 2020

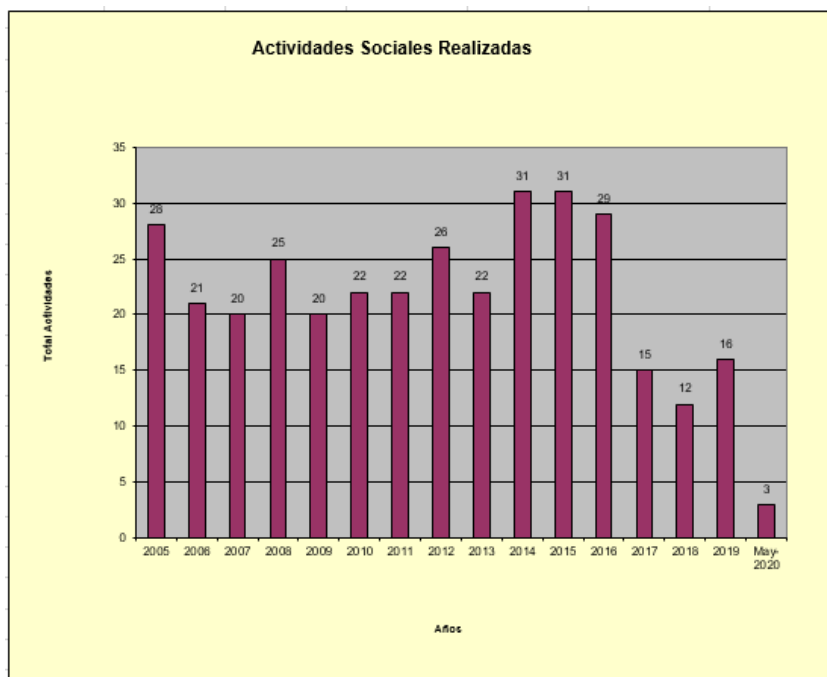
| BALANCE CIMxNEPAL |                 |                 |               |              |              |                 |             |
|-------------------|-----------------|-----------------|---------------|--------------|--------------|-----------------|-------------|
|                   | INGRESOS        |                 | GASTOS        |              |              |                 |             |
|                   | aportaciones    | neficio Everest | duchas        | flyers       | marcos       | transferencia   | SALDO       |
| 2015              | 5.542,37        | 108,78          | 264,25        | 30,00        |              |                 | 5.356,90    |
| 2016              | 2.699,30        |                 |               |              | 41,00        | 5.300,00        | 2.715,20    |
| 2017              | 935,40          |                 |               |              |              | 3.600,00        | 50,60       |
| 2018              | 325,00          |                 |               |              |              |                 | 375,60      |
| 2019              | 108,00          |                 |               |              |              |                 | 483,60      |
| 2019              |                 |                 |               |              |              | 483,00          | 0,60        |
|                   | <b>9.610,07</b> | <b>108,78</b>   | <b>264,25</b> | <b>30,00</b> | <b>41,00</b> | <b>9.383,00</b> | <b>0,60</b> |

483€ - Transferencia a Pilar Chueca 30/07/2019



# MOVIMIENTO PERSONAL EN ACTIVIDADES SOCIALES 2019

| MOVIMIENTO PERSONAS EN ACTIVIDADES SOCIALES |             |          |
|---|-------------|----------|
| AÑOS  | ACTIVIDADES | PERSONAS |
| 2005  | 28          | 1029     |
| 2006  | 21          | 705      |
| 2007  | 20          | 1126     |
| 2008  | 25          | 707      |
| 2009  | 20          | 742      |
| 2010  | 22          | 638      |
| 2011  | 22          | 732      |
| 2012  | 26          | 635      |
| 2013  | 22          | 587      |
| 2014  | 31          | 879      |
| 2015  | 31          | 938      |
| 2016  | 29          | 723      |
| 2017  | 15          | 279      |
| 2018  | 12          | 196      |
| 2019  | 16          | 947      |
| May-2020                                    | 3           | 76       |





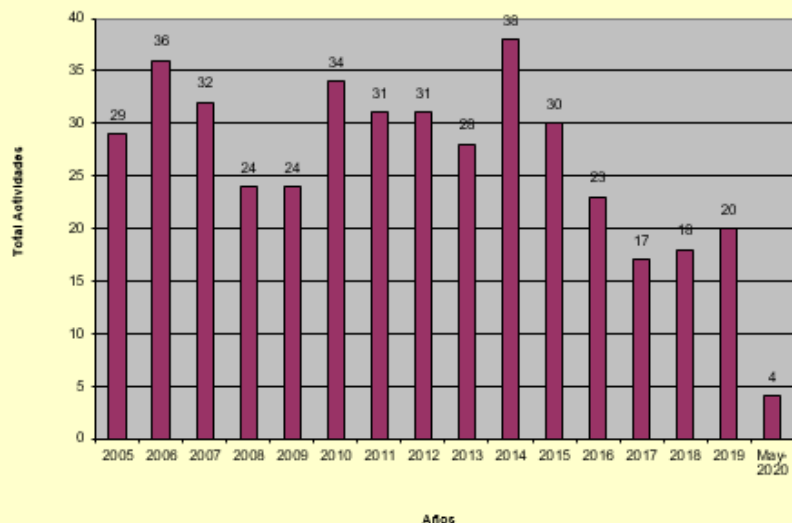
# MOVIMIENTO PERSONAS EN ACTIVIDADES DEPORTIVAS

**BALANCE**  
**2019**

| MOVIMIENTO PERSONAS EN ACTIVIDADES DEPORTIVAS |             |          |
|---|-------------|----------|
| AÑOS  | ACTIVIDADES | PERSONAS |
| 2005  | 29          | 323      |
| 2006  | 36          | 450      |
| 2007  | 32          | 378      |
| 2008  | 24          | 405      |
| 2009  | 24          | 406      |
| 2010  | 34          | 481      |
| 2011  | 31          | 715      |
| 2012  | 31          | 634      |
| 2013  | 28          | 673      |
| 2014  | 38          | 1096     |
| 2015  | 30          | 528      |
| 2016  | 23          | 513      |
| 2017  | 17          | 308      |
| 2018  | 18          | 374      |
| 2019  | 20          | 437      |
| May-2020                                      | 4           | 170      |

|          | EP  | EM  | BM  | SE  | PI | ES | AM | BA | FE | BU | RA | SPA | otros | TOTAL |
|----------|-----|-----|-----|-----|----|----|----|----|----|----|----|-----|-------|-------|
| 2001     | 69  | 71  | 57  | 177 | 16 | 0  | 39 | 15 | 0  | 0  | 0  | 0   | 0     | 444   |
| 2002     | 188 | 32  | 54  | 213 | 18 | 16 | 8  | 0  | 0  | 0  | 0  | 0   | 0     | 529   |
| 2003     | 89  | 92  | 77  | 146 | 0  | 0  | 27 | 0  | 0  | 0  | 0  | 0   | 0     | 431   |
| 2004     | 75  | 68  | 119 | 126 | 0  | 0  | 13 | 6  | 0  | 25 | 15 | 0   | 18    | 465   |
| 2005     | 101 | 9   | 103 | 67  | 0  | 0  | 23 | 0  | 20 | 0  | 0  | 0   | 0     | 323   |
| 2006     | 96  | 65  | 47  | 173 | 11 | 0  | 14 | 0  | 0  | 44 | 0  | 0   | 0     | 450   |
| 2007     | 102 | 17  | 73  | 130 | 0  | 0  | 28 | 0  | 9  | 0  | 0  | 0   | 19    | 378   |
| 2008     | 101 | 7   | 26  | 219 | 0  | 0  | 0  | 0  | 0  | 0  | 0  | 0   | 52    | 405   |
| 2009     | 51  | 21  | 37  | 193 | 0  | 0  | 15 | 0  | 0  | 0  | 0  | 89  | 0     | 406   |
| 2010     | 73  | 19  | 67  | 228 | 0  | 0  | 18 | 0  | 0  | 0  | 25 | 41  | 10    | 481   |
| 2011     | 135 | 32  | 66  | 340 | 0  | 56 | 0  | 0  | 0  | 0  | 61 | 20  | 5     | 715   |
| 2012     | 154 | 38  | 59  | 288 | 0  | 39 | 0  | 0  | 0  | 0  | 56 | 0   | 0     | 634   |
| 2013     | 100 | 21  | 69  | 428 | 0  | 10 | 0  | 0  | 0  | 0  | 0  | 0   | 45    | 673   |
| 2014     | 124 | 118 | 146 | 489 | 24 | 31 | 74 | 0  | 0  | 0  | 19 | 0   | 71    | 1096  |
| 2015     | 75  | 26  | 46  | 263 | 0  | 0  | 23 | 0  | 0  | 0  | 0  | 0   | 95    | 528   |
| 2016     | 76  | 0   | 30  | 295 | 0  | 6  | 0  | 0  | 0  | 0  | 0  | 0   | 106   | 513   |
| 2017     | 46  | 37  | 17  | 161 | 0  | 25 | 0  | 0  | 12 | 0  | 0  | 0   | 10    | 308   |
| 2018     | 51  | 15  | 6   | 280 | 0  | 0  | 0  | 0  | 22 | 0  | 0  | 0   | 0     | 374   |
| 2019     | 50  | 28  | 5   | 281 | 0  | 20 | 0  | 0  | 6  | 0  | 0  | 0   | 47    | 437   |
| may 2020 | 35  | 56  | 0   | 77  | 0  | 0  | 0  | 0  | 0  | 0  | 2  | 0   | 0     | 170   |

**Actividades Deportivas Realizadas**



**Participantes Actividades Deportivas**

